



Lifting Point Powertex LPB

Product information

Elevate your lifting operations with the Powertex Lifting point with ball bearing link - LPB, a state-of-the-art solution tailored for the demanding requirements of industrial environments. The LPB is designed to offer unparalleled flexibility with the ability to rotate 360 degrees and pivot +/- 115 degrees, making it perfect for scenarios requiring a wide range of motion. Crafted with a forged housing with a hexagon-shaped grip, the LPB ensures quick and secure mounting using standard tools. Its distinctive feature is the ability to rotate under full load smoothly, thanks to the integrated ball bearing, providing fluid movement and robust operation.

Allowed Loading directions:

- 360° rotation, +/- 115° pivot motion
- WLL According to WLL Diagram
- The LPB is designed to rotate under load

Product Features:

Durable finish: Coated in PURE RED powder paint, the LPB lifting points stand out for their durability and corrosion resistance.

Compliance to standard: Manufactured to meet the testing requirements specified by EN 1677-1 and AS 3776, ensuring high safety and quality standards.

Reliable: Designed with a safety factor of at least 4 in the intended load directions, offering a secure lifting experience.

Quality assurance: Each component undergoes crack detection testing in the factory and all forged links are proof load tested to ensure reliability.

Type testing: Each model undergoes factory type testing including breaking tests and fatigue test to 20,000 cycles at 1.5 times the WLL, highlighting the product's endurance.

Full traceability: Every component is marked with Powertex branding, model name, WLL, CE-mark, UKCA-mark, and a traceability code, ensuring traceability to the production lot and raw materials.

WLL indication: The LPB is marked with the lowest WLL at 90° as the general WLL. The WLL chart provides a higher WLL for straight vertical loading.

Harmless: Chromium 6 free, aligning with environmental safety standards.

Certificates included: Comes with a Powertex 2.2 certificate & Declaration of Conformity with each box, confirming compliance with EC and UK regulations.

Wide temperature range: Optimized for use between -40°C to +200°C without WLL reduction, with permissible WLL reductions for higher temperature ranges, ensuring adaptability to various environments.

Features: 360 degrees rotatable (also under load)

Material: Forged alloy steel

Marking: According to standard, CE-marked, UKCA-marked, Powertex, model name, WLL and batch number

Temperature range: -40 up to +200°C without reduction in WLL

Finish: Powder painted in PURE RED

Standard: EN 1677-1

Note: Before use, review the WLL diagram to select the correct LPB for your application

Safety factor: 4:1










Part code	WLL ton	Thread mm	Model	Torque Nm	A,	B,	C,	D,	E,	F,	G,	T mm	Weight kg
4215LPBM8	0.4	M8	LPB-M8	10-40	12	44	30	40	37	12	46	98	0.44
4215LPBM10	0.6	M10	LPB-M10	10-40	12	44	30	40	37	19	46	98	0.45
4215LPBM12	0.7	M12	LPB-M12	15-40	12	44	30	40	37	19	46	98	0.45
4215LPBM16	1.5	M16	LPB-M16	45-130	12	44	30	40	37	31.8	46	98	0.5
4215LPBM20	2.5	M20	LPB-M20	100-170	20	67	40	70	64.3	38.1	76	160	2.3
4215LPBM24	4	M24	LPB-M24	190-280	20	67	40	70	64.3	38.1	76	160	2.4
4215LPBM30	6	M30	LPB-M30	270-600	22	95	51	79	74	50	91	206	3.8
4215LPBM36	10	M36	LPB-M36	270-600	22	95	51	79	74	54	91	206	3.9
4215LPBM42	13	M42	LPB-M42	350-800	26	108	65	93	85	63	100.5	230.5	6
4215LPBM48	14	M48	LPB-M48	350-800	26	108	65	93	85	68	100.5	230.5	6.2
4215LPBM56	20	M56	LPB-M56	350-900	32	120	70	105	95	84	132	278	10.1
4215LPBM64	20	M64	LPB-M64	500-1000	32	120	70	105	95	95	132	278	10.9

Technical data

Load diagram LPB

Working temperature -40° up to +200°C without reduction of WLL.

Note: The product is marked with the lowest WLL from the chart. In straight vertical lifting in the centerline of the bolt the WLL is allowed to be higher than the marked general WLL.

Loading									
Load angle	0	90	0	90	0-45	45-60	0-45	45-60	Asymmetric
Load factor		1		2	1.4	1	2.1	1.5	1
Model	Working Load Limit WLL (t)								
LPB-M8	0.6	0.4	1.2	0.8	0.6	0.4	0.8	0.6	0.4
LPB-M10	0.9	0.6	1.8	1.2	0.8	0.6	1.3	0.9	0.6
LPB-M12	1.2	0.7	2.4	1.4	1.0	0.7	1.5	1.1	0.7
LPB-M16	2.6	1.5	5.2	3	2.1	1.5	3.2	2.3	1.5
LPB-M20	4	2.5	8	5	3.5	2.5	5.3	3.8	2.5
LPB-M24	7	4	14	8	5.6	4	8.4	6	4
LPB-M30	10	6	20	12	8.4	6	12.6	9	6
LPB-M36	15	10	30	20	14	10	21	15	10
LPB-M42	17	13	34	26	18.2	13	27.3	19.5	13
LPB-M48	18	14	36	28	19.6	14	29.4	21	14
LPB-M56	28	20	56	4	28	20	42	30	20
LPB-M64	28	20	56	40	28	20	42	30	20

Blueprint

